



Year 4

# Parent Information

- Please keep your microphone muted
- We will have an opportunity for general questions at the end of the meeting
- No need to take notes, we will upload this PowerPoint

# Meet the Team...

4PG – Miss Goddard and Mrs Parker with Mrs Goodyer as LSA (Mrs Barr for PPA)

4H – Miss Hardy with Mrs MacColl as the LSA (Mrs Happy for PPA)

4T – Miss Thomas with Miss King, Mrs Matthews and Mrs Joshi as the LSAs (Miss Stonehouse for PPA)

# This Year's Projects

Autumn 1 Ancient Egyptians	Spring 1 Rule of the Rotten Romans	Summer 1 Quivers, Quakes, Eruptions and Shakes
Autumn 2 Journey through the Ganges	Spring 2 There's No Place like Home	Summer 2 Unearthing Angle-Land

# Raiders of the Lost Cities

## Knowledge Organiser

Key Concept: Similarities

Key Question: What are the similarities between Ancient Egyptians and modern day Britain?

### Key Vocabulary

**Canopic Jars** - special jars that contain the organs of a mummy.

**Cartouche** - a carved item which has an encryption in it.  
**Excavate** - removing earth carefully from an area to find buried items.

**Egyptologist** - an archaeologist who specialises in Ancient Egypt.

**Hieroglyphics** - a type of writing used by the Ancient Egyptians that used a combination of pictures and symbols.

**Mummification** - A ritual that took place to bury the dead. The organs were removed, the body was cleaned and then dried.

**Papyrus** - a material prepared from the stem of a plant which was used to write on and also for making things like rope.

**Pharaoh** - the supreme ruler of all of Ancient Egypt.

**River Nile** - A major river flowing through northern Africa.

**Rosetta Stone** - a special stone that was useful to translate hieroglyphics.

**Sarcophagus** - a large stone box that held a mummy's coffin.

**Shaduf** - a hand operated device for lifting water.

**Tomb** - a large underground chamber typically used for burying the dead.



Maps showing Egypt's location



Egyptian Hieroglyphics



Ancient Egyptians 3500BC - 30BC

Timeline showing when Ancient was in time

### Things to do at home to support your learning...

- Use the British Museum website to find out about Ancient Egypt - you might even like to plan a visit!
- Design and make your own Egyptian jewellery which could have been buried in the pyramid.
- Explore different websites on the Egyptians to extend your learning.
- Make sure you complete your topic homework when it's set.

### The Rosetta Stone

The Rosetta Stone was created in 196BC but was discovered in 1799AD. It contains hieroglyphics - the Ancient Egyptian form of writing. It can be seen at the British Museum.



### Howard Carter

Howard Carter discovered Tutankhamun's tomb in 1922.

### Mummification

The process of mummification was used during Ancient Egyptian times to preserve the body of a human or animal after death.

Canopic jars were used to store the organs: liver, intestines, lungs and stomach!



### The Pyramids

The pyramids are the stone tombs of Egypt's kings. They can be found on the western side of the Nile which made it easier to transport the bricks.



### Tutankhamun

Tutankhamun was an Egyptian pharaoh.



In **Maths** this term, we will focus on place value. Children will build on their knowledge of hundreds, tens and ones adding in thousands. We will use a wide range of visual representations to compare and order numbers to 9,999. Once the children are secure in their place value knowledge, we will move onto strategies used to solve addition and subtraction calculations and developing formal methods. Children will have regular opportunities to practise and embed their times tables knowledge.

In **Science**, children will be learning about the organs of the human body and the function of the digestive system. They will then progress to learn about the different types of teeth, and how teeth of different animals compare.

**History** forms the focus of our learning this term. Children will be learning about the Ancient Egyptian civilisation and how this compares to our life in modern Britain. They will be learning about where Egypt is, when the ancient civilisation existed, how they lived and they will investigate the discovery of Tutankhamun's tomb leading to learning about the process of mummification and its rituals.



## Raiders of the Lost Cities

This term, Year 4 will explore the big question:

### What are the similarities between the Ancient Egyptians and modern day Britain?

Through our **English**, we will be looking at features of stories. We will use the format of Mr Benn's adventures for children to write their own story set in Ancient Egypt.

Children will explore the evidence from the excavation of Tutankhamun and report on this through newspaper articles about Howard Carter's discovery.

The children will also learn about the features of instruction texts and use these to write instructions about the mummification process.

#### **Worship:**

Our worships this term will be class-based. On Mondays, we will have an online Key Stage 2 worship. Tuesdays, Wednesdays and Thursdays will be our days for class worships where the focus will be our Learning Behaviours, class charters and HeartSmart. On Fridays, we will have a whole school virtual celebration worship.

**PE** will take place once every week on a Wednesday. This will focus on cardio fitness and increasing stamina through a range of invasion games and running activities. This will encourage a range of learning behaviours such as: resilience, risk taking and teamwork.

In **Art**, children will focus on sculpture through the use of clay to create coil pots. They will research, design and create a Canopic jar. They will then decorate these according to their design.

Children will build on their Year 3 learning in **French**, developing their counting.

In **RE**, we will explore the concept of 'following' through the theme 'People of God.' Children will reflect on the promises within Christianity as well as their own lives.

# Daily Timetable

Here is a timetable of a standard day in Year 4.

Early Morning Work
Worship
Maths
Break Time
Handwriting/Times Tables
English
Lunch Time
Book Club/Spelling
Topic Work/Science or PE

## School Organisation - what to bring

- Water bottle
- A fruit or vegetable snack
- Coat with a hood (for the rain, not just warmth - we go out in drizzle!)
- Reading book wallet
- Homework record log (reading etc)
- Art shirt plea! (clay coming up!)
- Ensure all items are named

# Homework

Reading at least 5 days a week their school book or on Bug Club

Spelling Shed for twenty minutes a week

TT RockStars for at least twenty minutes per week

**Home Reading**

Please tick off each time you read at home. It may be your class book, a book from home or on Bug Club. If you read 4 or more times in a week, you will get a recognition point. Please keep this record with your child's school reading book.

Week	Monday	Tuesday	Wednesday	Thursday	Friday	Saturday	Sunday
1	6 <sup>th</sup> Sept	7 <sup>th</sup> Sept	8 <sup>th</sup> Sept	9 <sup>th</sup> Sept	10 <sup>th</sup> Sept	11 <sup>th</sup> Sept	12 <sup>th</sup> Sept
2	13 <sup>th</sup> Sept	14 <sup>th</sup> Sept	15 <sup>th</sup> Sept	16 <sup>th</sup> Sept	17 <sup>th</sup> Sept	18 <sup>th</sup> Sept	19 <sup>th</sup> Sept
3	20 <sup>th</sup> Sept	21 <sup>st</sup> Sept	22 <sup>nd</sup> Sept	23 <sup>rd</sup> Sept	24 <sup>th</sup> Sept	25 <sup>th</sup> Sept	26 <sup>th</sup> Sept
4	27 <sup>th</sup> Sept	28 <sup>th</sup> Sept	29 <sup>th</sup> Sept	30 <sup>th</sup> Sept	1 <sup>st</sup> Oct	2 <sup>nd</sup> Oct	3 <sup>rd</sup> Oct
5	4 <sup>th</sup> Oct	5 <sup>th</sup> Oct	6 <sup>th</sup> Oct	7 <sup>th</sup> Oct	8 <sup>th</sup> Oct	9 <sup>th</sup> Oct	10 <sup>th</sup> Oct
6	11 <sup>th</sup> Oct	12 <sup>th</sup> Oct	13 <sup>th</sup> Oct	14 <sup>th</sup> Oct	15 <sup>th</sup> Oct	16 <sup>th</sup> Oct	17 <sup>th</sup> Oct
	18 <sup>th</sup> Oct	19 <sup>th</sup> Oct	20 <sup>th</sup> Oct	21 <sup>st</sup> Oct	22 <sup>nd</sup> Oct	23 <sup>rd</sup> Oct	24 <sup>th</sup> Oct
HT	25 <sup>th</sup> Oct	26 <sup>th</sup> Oct	27 <sup>th</sup> Oct	28 <sup>th</sup> Oct	29 <sup>th</sup> Oct	30 <sup>th</sup> Oct	31 <sup>st</sup> Oct

**RockStars**

Can you go on TTRockStars for 20 minutes over the week? You could play for 5 or 10 minutes on different days or 20 minutes on one day. Tick off when you have completed RockStars for the week. If you manage 20 minutes over a week, then you will get a recognition point.

Week 1	Week 2	Week 3	Week 4	Week 5	Week 6	Week 7	HT

**Spelling Shed**

Can you go on Spelling Shed for 20 minutes over the week? You could play for 5 or 10 minutes on different days or 20 minutes on one day. Tick off when you have completed Spelling Shed for the week. If you manage 20 minutes over a week, then you will get a recognition point.

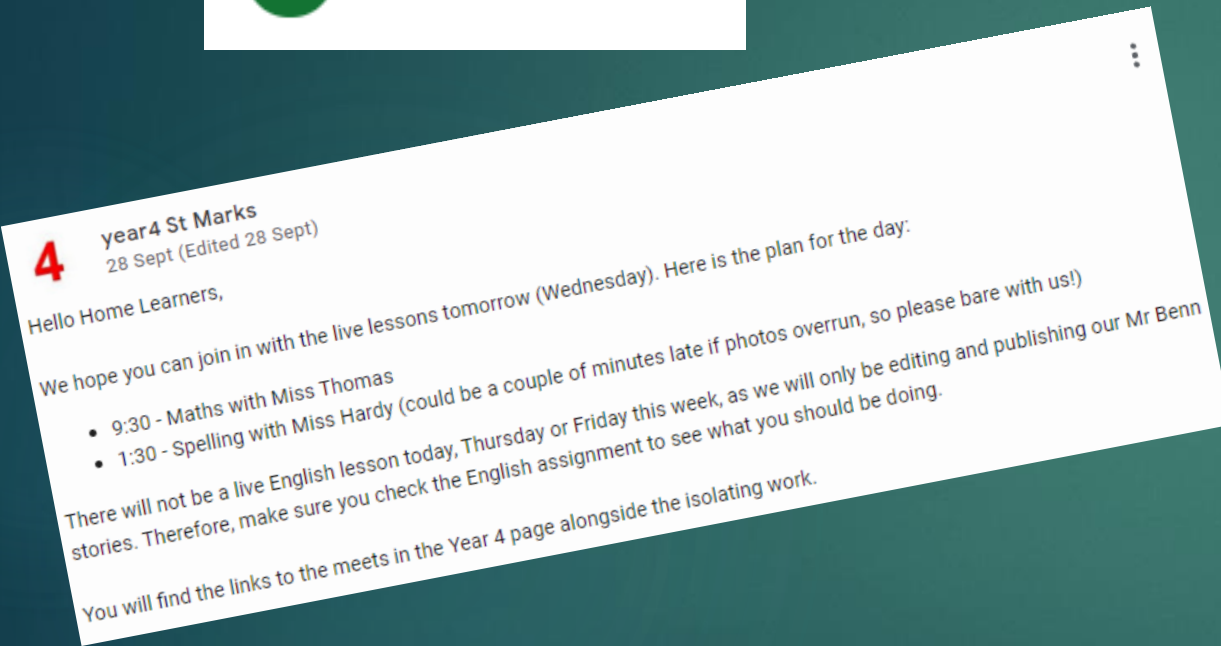
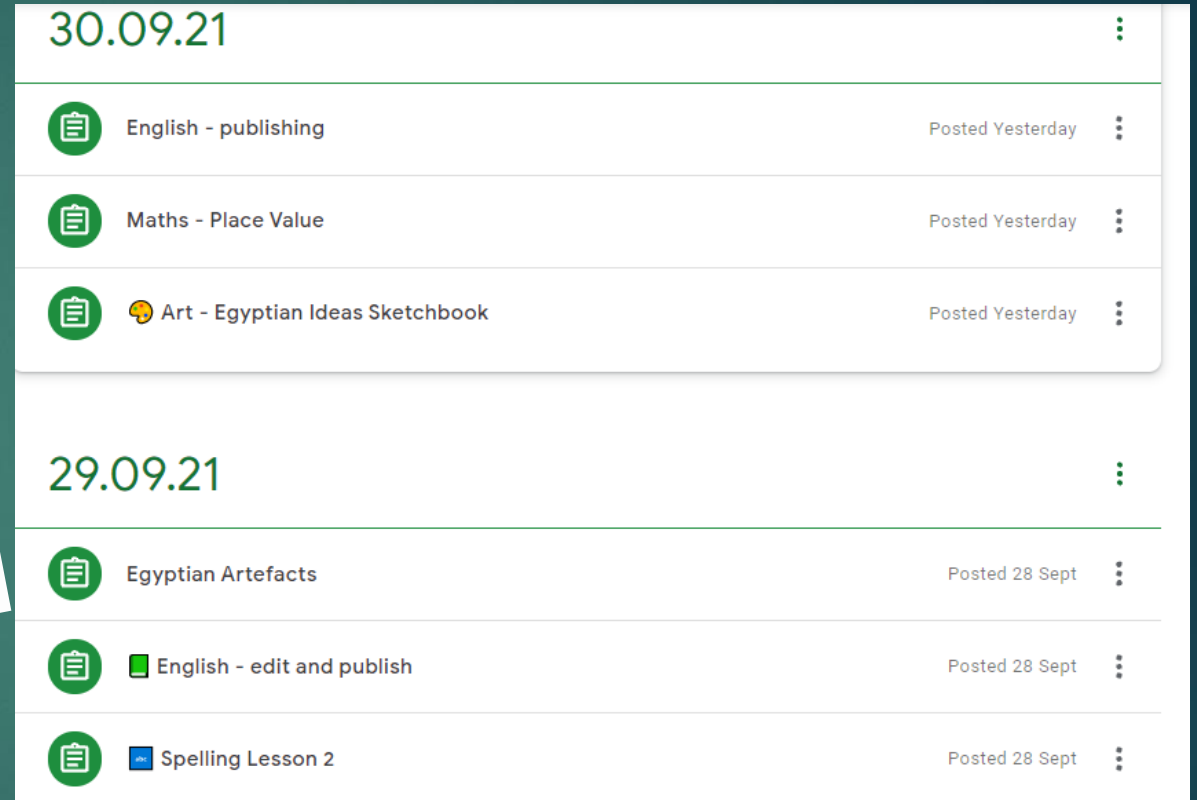
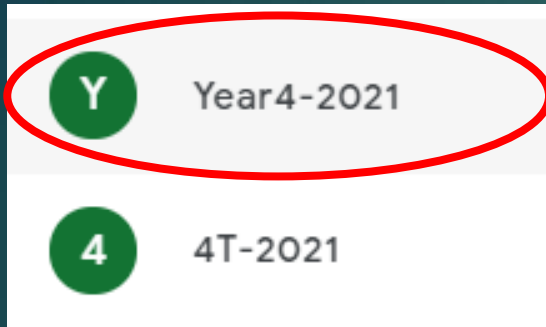
Week 1	Week 2	Week 3	Week 4	Week 5	Week 6	Week 7	HT



# Covid Measures

- ▶ Social distancing where possible
- ▶ Extra hand washing
- ▶ Class bubbles
- ▶ Extra cleaning in place
- ▶ Following guidance from PHE
- ▶ Lateral flow tests recommended
- ▶ PCR tests recommended for any COVID Symptoms
- ▶ The school will be in regular contact regarding class cases

# Isolation work - on the Year 4 page



If your child is isolating and unwell, we do not expect the work to be completed as they should be resting. This work is not for general illness either.

# Year 4 Expectations - Maths

- Working confidently with number up to 10,000
- Count up in 10s, 20s, 25s, 50s, 100s, 200s, 250s and 500s from any point
- Be able to count on and back crossing boundaries e.g. 2,005 - 10
- Be competent in formal column addition, subtraction as well as short multiplication and short division
- Know key number bond facts and times tables facts to  $12 \times 12$

# Multiplication Tests

In approximately June 2022, the children will be sitting a multiplication test set by the Department of Education.

By the end of Year 4, children are expected to know all their times tables and related division facts up to  $12 \times 12$ .


We will be checking what tables the children have retained this September, then will move them on to progress.



7.10.20

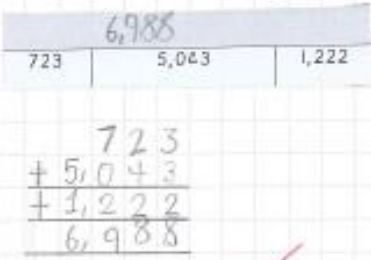


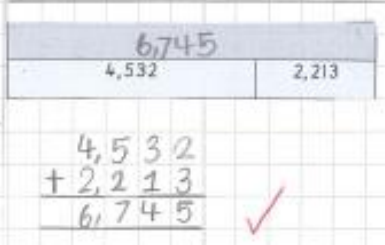
I can add 4-digit numbers with no exchange

Part 1 - Draw a line to match the representation to the correct column method:

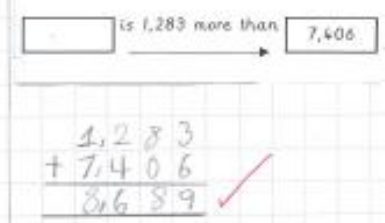
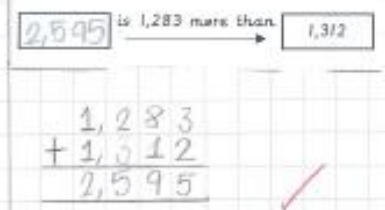


1 3 4 2 5 1 0 2 6 4 4	+ 1 4 1 4 4 4 9 7	+ 3 4 0 3 5 6 7 8	+ 1 4 1 4 2 6 4 7
-----------------------------	----------------------	----------------------	----------------------


Part 2 - cut each bar model and work out the whole using column addition.



Part 3 - Solve what number would be in the empty box



Part 3 - Kayla adds two numbers together. All the digits of both numbers were even. Find all the possible combinations.



# Year 4 Expectations - Writing

- Joined, legible handwriting
- Capital letters and full stops to separate sentences
- Beginning to use paragraphs
- Beginning to use commas for both lists and for a fronted adverbial
- Expanded noun phrases
- A maturing vocabulary which is appropriate
- Consistent tenses and verb agreement
- A strong composition and awareness of the reader

It was another ordinary morning in Festive Road. At number 52, Mr Benn heard something outside the window so he went and had a look out of the window. He saw a little girl showing her shimmering gold necklace and a boy was counting his bronze money. The boy and his friends were building a pyramid with blocks. Mr Benn was watching them happily for a while. Mr Benn thought it's about time I visited the small costume shop so in a hurry, Mr Benn opened the door and went through the gate. Quickly he started walking. It wasn't long until Mr Benn was in front of the costume shop.

Mr Benn rushed into the costume shop. Mr Benn saw a golden collar and a white toul. Surprisingly, by magic, the kind shop keeper appeared and said happily "Good morning sir would you like to try on the Egyptian costume?" "Yes I would love to" replied Mr Benn. Mr Benn walked to the fitting room. As soon as Mr Benn got changed he look at his reflection in the mirror without wasting time, he rushed through the door that would lead to a exiting adventure.

# Swimming

- National curriculum requirement
- QMC swimming pool
- Funded by the school
- We will send out more information in the Spring term

## **YEAR 4**

**Every Monday and Wednesday for 4 weeks**

25th April

27th April

9th May

11th May

16th May

18th May

23rd May

25th May

## **Swimming and water safety**

All schools must provide swimming instruction either in key stage 1 or key stage 2.

In particular, pupils should be taught to:

- swim competently, confidently and proficiently over a distance of at least 25 metres
- use a range of strokes effectively [for example, front crawl, backstroke and breaststroke]
- perform safe self-rescue in different water-based situations





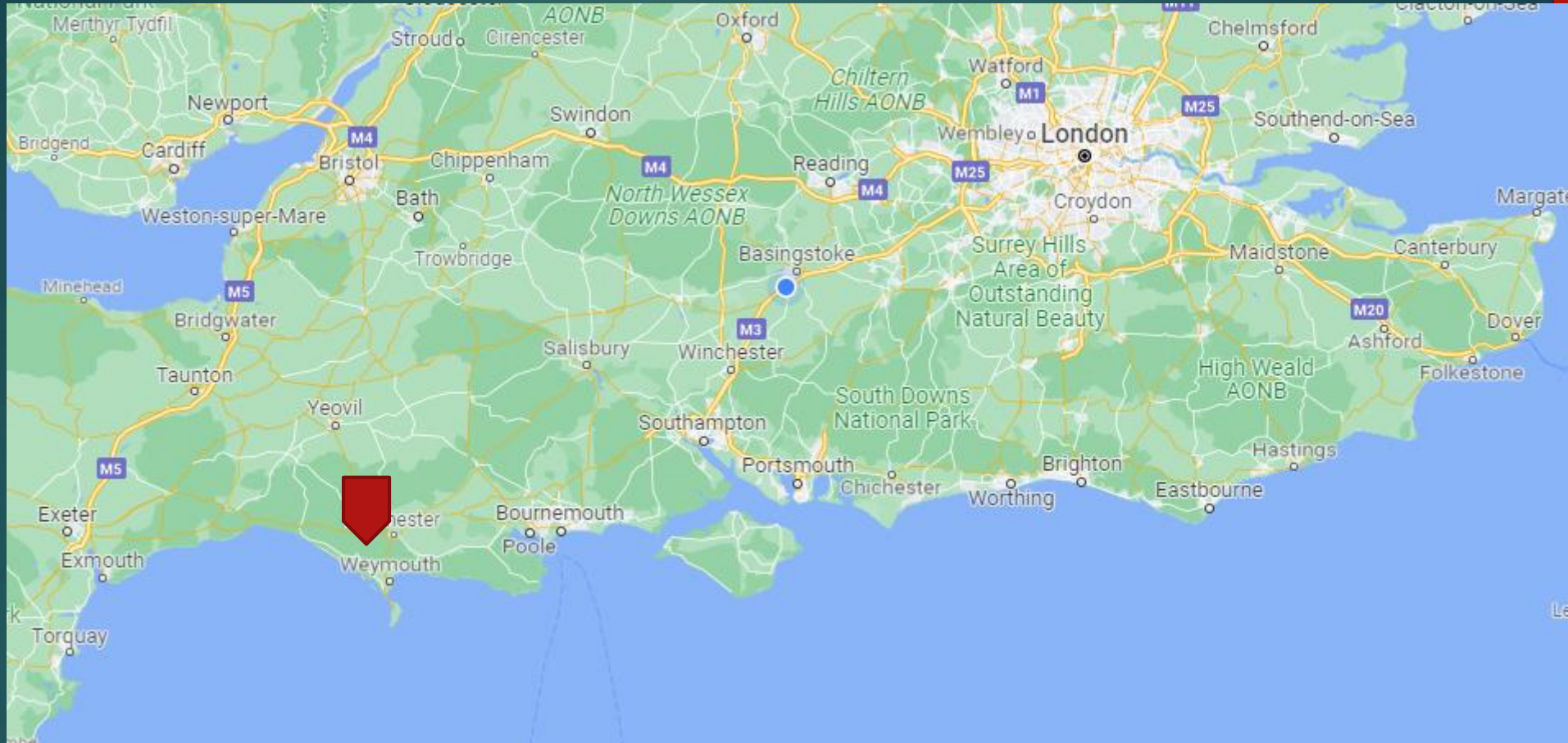
# Year 4 Residential Trip 2022

Newbarn Field Activity Centre, Dorchester



Monday 11<sup>th</sup> July - Wednesday 13<sup>th</sup> July

Leaving school at 10am Monday 11<sup>th</sup>



Returning at approximately 3pm on  
Wednesday 13<sup>th</sup>





# Typical outline of the trip:

Monday	Tuesday	Wednesday
Leave school	Breakfast	Breakfast
	Activity 2 e.g Anglo-Saxon living history	Activity 4 e.g Problem solving
Arrive (packed lunch)	Lunch	Lunch
Activity 1 e.g Orienteering	Activity 3 e.g Pond dipping	Return to school
Dinner	Dinner	
Evening history-inspired Games	Camp Fire and BBQ with professional storyteller	

# Information:

- History (Anglo-Saxon) led residential trip
- St Mark's will have sole occupancy
- Around 12 members of staff will accompany the children
- The children will stay in dormitories of 8-12 children with a St Mark's adult in a nearby room
- Breakfast, lunch and dinner will be served using local ingredients. All dietaries requirements can be catered for
- We will use Hampshire approved coaches (Morton's)
- Information, packing lists etc will be sent out early Summer term
- We will hold another session nearer the time, with a member of staff from Newbarn
- Please chat to us if you have any worries or concerns

## *Costing Breakdown*

Food and Accommodation: £120 PP

Activities: £10 PP

Coach: Approximately £10-£20 PP

Approximate Total £145 PP

An email will be sent to you Thursday with all information, a final cost and a Google form attached you will need to complete for permission. You will be asked to pay a £25 non-refundable deposit before Christmas. The full amount will be payable before June 2022. You can choose to pay in instalments if preferred.

Thank you for  
joining us



# Communication

To pass on something small, speak to us at the door.

Alternatively, you can use the Year 4 email account.

[year4@stmarksce.org.uk](mailto:year4@stmarksce.org.uk)